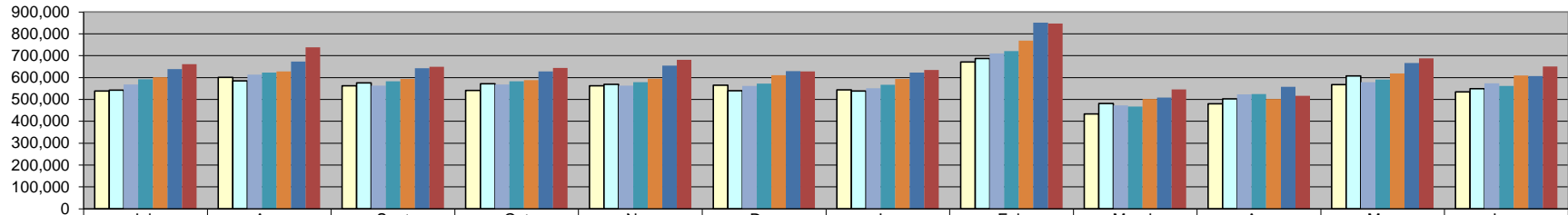
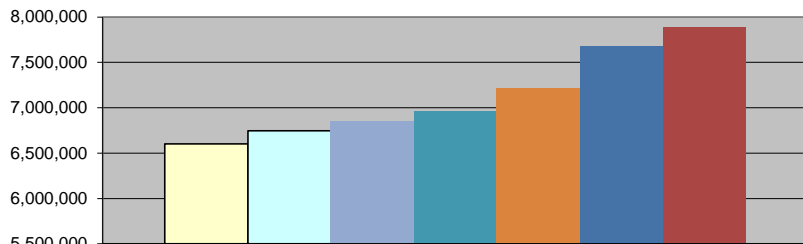


Sales Tax



	July	Aug	Sept	Oct	Nov	Dec	Jan	Feb	March	Apr	May	June
□ FY 10/11	538,673	600,275	562,593	541,360	562,799	565,057	544,297	671,239	433,357	480,426	567,763	534,779
□ FY 11/12	542,564	584,673	575,593	571,365	568,438	539,521	538,581	686,878	481,137	503,099	607,376	548,870
■ FY 12/13	568,911	613,425	563,223	567,870	563,266	562,049	550,910	710,120	472,502	523,568	579,342	574,079
■ FY 13/14	592,201	622,250	583,383	583,302	578,810	571,889	566,907	720,995	468,129	524,484	590,302	562,391
■ FY 14/15	601,996	627,721	593,548	587,893	595,353	610,479	594,131	768,882	502,422	502,612	618,980	609,073
■ FY 15/16	639,340	673,495	642,074	627,579	655,121	629,502	622,916	851,452	508,499	558,191	666,159	606,228
■ FY 16/17	661,460	738,232	648,935	643,501	680,608	627,480	634,569	846,643	545,448	516,060	687,242	650,129

Sales Tax Revenue

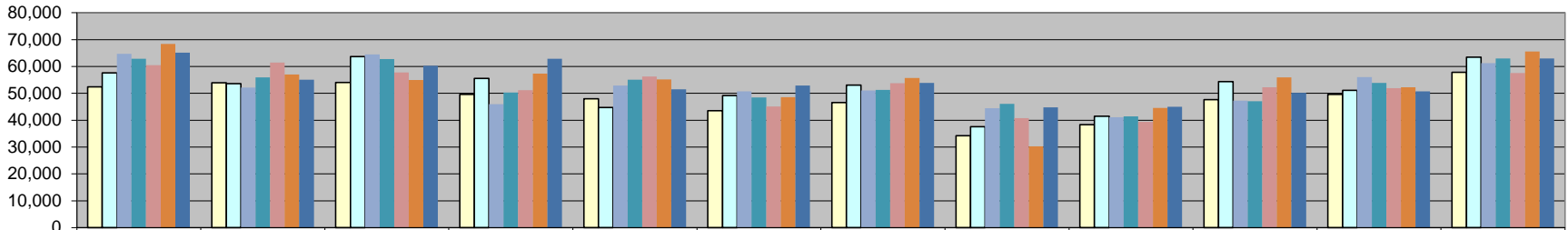


	FY YTD
□ FY 10/11	6,602,617
□ FY 11/12	6,748,096
■ FY 12/13	6,849,266
■ FY 13/14	6,965,044
■ FY 14/15	7,213,092
■ FY 15/16	7,680,555
■ FY 16/17	7,880,307

*COLLECTIONS IN THE CITY OF CROSSVILLE		\$1,328,167.32
State of TN Cost of Administration	1.125%	\$14,775.66
Net Collections (sent to trustee's office)		\$1,313,391.66
Trustee of Cumberland County	1%	\$13,133.92
Net To Be Distributed		\$1,300,257.74
CITY OF CROSSVILLE SPLIT		
Check to City of Crossville		\$650,128.87
Check to Cumberland County Board of Education		\$650,128.87

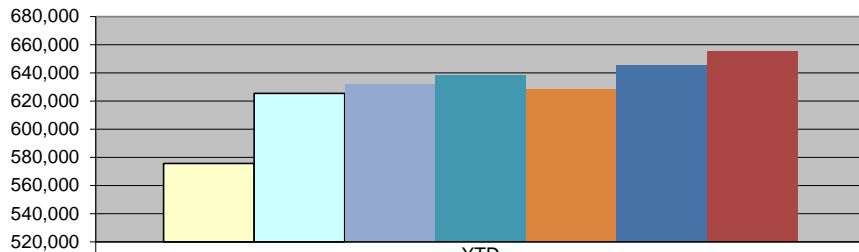
*Totals reported in June, but actually collected in April

Wholesale Beer Tax



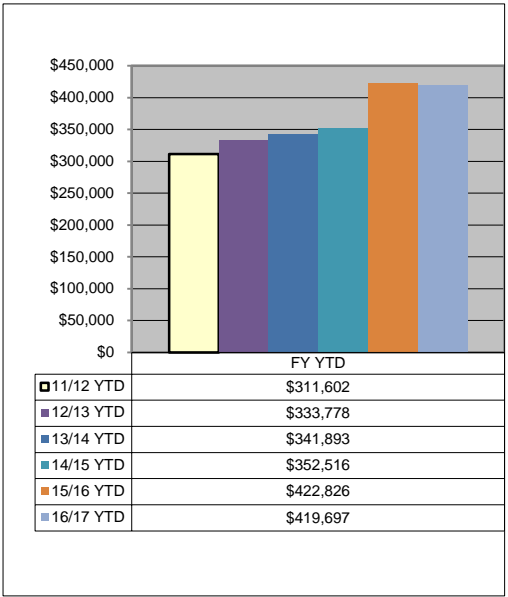
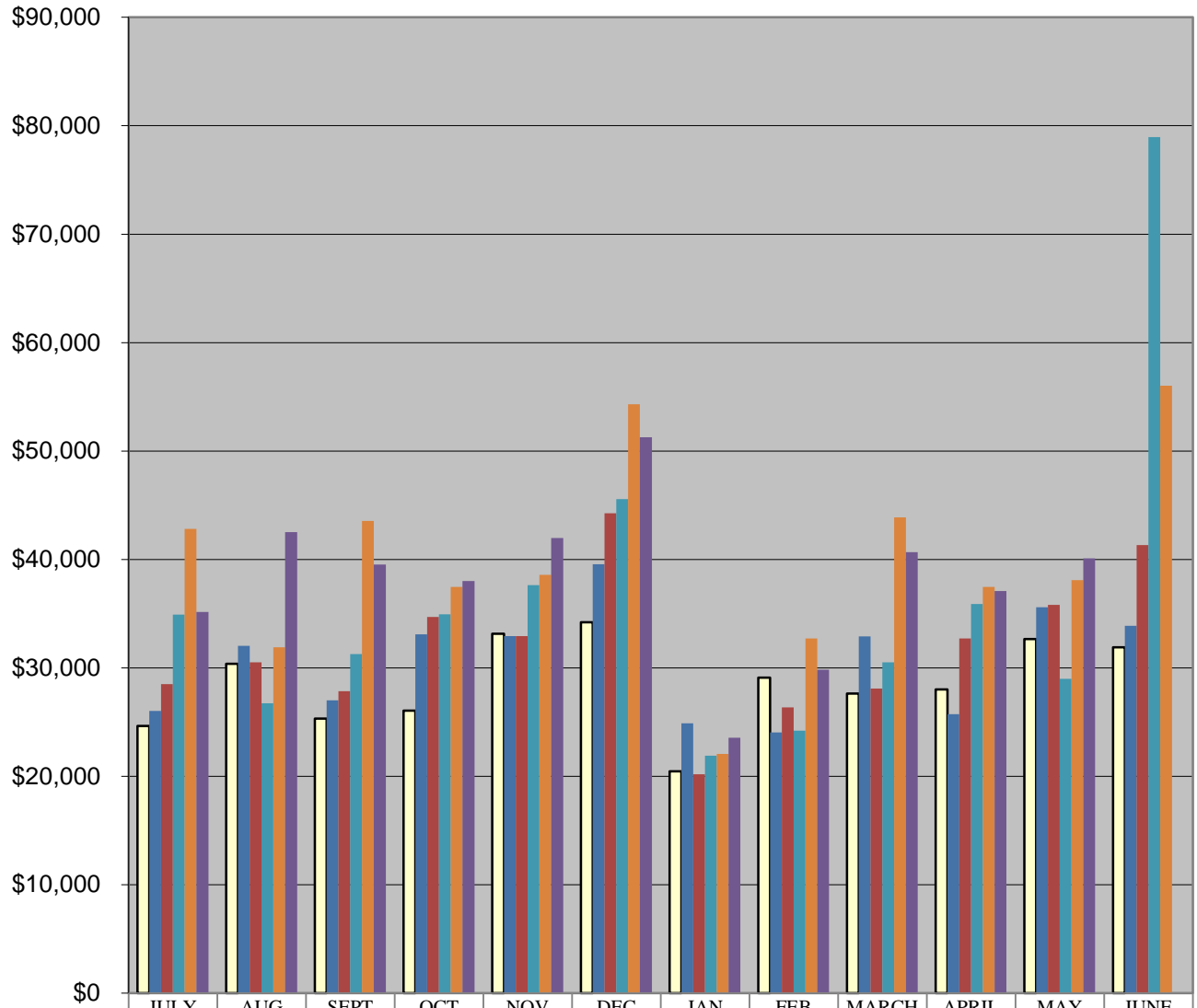
	July	Aug	Sept	Oct	Nov	Dec	Jan	Feb	March	Apr	May	June
FY10/11	52,452	53,959	54,046	49,566	47,969	43,568	46,528	34,247	38,335	47,614	49,560	57,774
FY11/12	57,631	53,580	63,656	55,500	44,752	49,146	53,108	37,520	41,472	54,350	51,163	63,502
FY 12/13	64,729	52,105	64,506	45,926	52,878	50,677	51,080	44,449	41,088	47,243	56,014	61,195
FY 13/14	62,829	55,897	62,720	50,303	55,083	48,463	51,269	46,087	41,399	47,056	53,910	62,991
FY 14/15	60,493	61,507	57,800	51,195	56,278	45,133	53,740	40,764	39,308	52,266	51,887	57,530
FY 15/16	68,355	57,009	54,939	57,328	55,181	48,596	55,690	30,239	44,517	55,910	52,279	65,528
FY16/17	65,097	55,042	60,282	62,877	51,474	52,906	53,833	44,802	44,940	50,184	50,728	63,011

Wholesale Beer Tax Revenue



	YTD
FY10/11	575,618
FY11/12	625,380
FY 12/13	631,889
FY 13/14	638,007
FY 14/15	627,902
FY 15/16	645,569
FY 16/17	655,175

LIQUOR INCOME



	JULY	AUG	SEPT	OCT	NOV	DEC	JAN	FEB	MARCH	APRIL	MAY	JUNE
11/12 INCOME	\$24,641	\$30,378	\$25,331	\$26,057	\$33,148	\$34,200	\$20,459	\$29,093	\$27,619	\$28,011	\$32,666	\$31,895
12/13 INCOME	\$26,033	\$32,025	\$26,995	\$33,078	\$32,930	\$39,563	\$24,878	\$24,056	\$32,906	\$25,728	\$35,586	\$33,876
13/14 INCOME	\$28,511	\$30,499	\$27,843	\$34,686	\$32,934	\$44,268	\$20,183	\$26,357	\$28,094	\$32,701	\$35,818	\$41,317
14/15 INCOME	\$34,906	\$26,730	\$31,266	\$34,949	\$37,634	\$45,551	\$21,886	\$24,217	\$30,500	\$35,884	\$28,994	\$78,961
15/16 INCOME	\$42,826	\$31,890	\$43,554	\$37,451	\$38,587	\$54,320	\$22,060	\$32,713	\$43,882	\$37,459	\$38,083	\$56,028
16/17 INCOME	\$35,156	\$42,521	\$39,520	\$38,007	\$41,979	\$51,261	\$23,561	\$29,818	\$40,677	\$37,086	\$40,110	

2016-2017 Building Permits

	County	City-Res	City-Comm	City & County Plumbing	Land Disturbance Permits	City & County Mechanical	Sign	House Moving	County Comm	County Fees Paid	City Fees Paid
July	17	0	4	18	0	19	0	0	0	\$16,463.00	\$2,571.50
August	12	6	2	20	6	20	0	2	4	\$13,351.50	\$8,072.50
September	21	10	1	27	5	15	0	0	0	\$20,001.00	\$10,281.00
October	24	4	7	26	5	31	0	0	0	\$22,178.50	\$8,660.00
November	14	5	2	17	2	12	0	0	2	\$14,447.00	\$13,521.50
December	10	6	1	17	4	12	0	0	1	\$8,513.00	\$9,137.50
January	6	2	1	8	0	29	0	0	0	\$5,656.00	\$1,733.00
February	21	4	3	25	0	19	0	0	0	\$19,335.50	\$5,100.00
March	14	4	5	20	4	24	0	0	2	\$17,139.00	\$11,166.00
April	31	3	7	33	2	5	1	0	0	\$27,824.00	\$8,424.00
May	27	10	2	36	6	20	0	0	1	\$26,257.50	\$11,278.00
June	17	7	3	27	4	23	0	0	3	\$19,862.50	\$6,165.00
Total	214	61	38	274	38	229	1	2	13	\$211,028.50	\$96,110.00

Engineering Projects Report

Project

Current Status

July 6, 2017

Page 1 of 1

127 South Utility Relocation	(No Change)The TDOT bid letting has been placed on hold by the Commissioner of TDOT.
Safe Routes to Schools Grant	The large culvert under 4th Street and the sidewalk associated with it are all that remains on 4th Street. All curb and gutter has been installed on Myrtle Avenue and approximately half of the sidewalk has been installed.
Army Corp Study	The Army Corp project manager is back from maternity leave and is working on obtaining proposals from engineers for the next phase of the project.
Northwest Connector Phase 3	TDOT has approved all driveways and the Engineer is finalizing the revision. We hope to be acquiring property again soon. The bid letting has been changed to December 2018. More information on the revised plans, may be available at the meeting.
Northwest Connector Phase 2	(No Change)All updates have been completed and turned in to TDOT. Current bid letting date is September 2017. The City is waiting on TDOT to give the go-ahead for the acquisition phase.
Downtown Sidewalks	All old fire hydrants have been removed and a temporary repair of the sidewalk has been installed in these locations . The travel lanes and parking spaces have been repainted. A Transportation Alternatives Program 80/20 grant was discussed at the previous work session and more details will be forth coming.
Brookhaven Subdivision and Highland Lane Waterline Upgrade	Easement acquisition is progressing. All easements have been acquired for Brookhaven and only a few remain for the Highland Lane portion. The project should be ready for an early spring start date.
Holiday Drive, Lantana Estates and Fairyland Acres Waterline Replacement	The contractor started punch list items on July 3rd.
Old Lantana Road, County Seat and Southbend Waterline Replacement	(No Change)Plans are being finalized and a schedule is being developed by the Engineer.
Warner Complex Lighting Rehab	VEC has agreed to deduct monies from the final invoice for the rut repair in field 3 and the city is awaiting the final invoice.
Hiking Trails at Centennial Park	John Conrad has contracted the remaining 25% of the trails and work should begin soon.
Bridges for Trails at Meadow Park	(No Change)The Engineering Department is surveying Meadow Creek for a bridge crossing and acquiring permits for the bridges for the Soldiers Beach Trail.
Quail Hollow Court	(No Change) The Engineering Department is working with property owners on encroachments onto the City's airport property. The process of selling the portions of the property to the neighboring property owners is being discussed. There is a long and lengthy Federal process that must be followed and the City Council will be updated on the process in the coming months. The buyers met and will be paying collectively for the first appraisal. The City is awaiting the payment.
Marietta Street and Airport Timber Harvest	(No Change)The payment and proper insurance documents have been received from the Contractor. The Contractor has until late October to complete the work. City crews have installed a gate at the airport, along Tennessee Avenue, for access. No work has been performed by the Contractor.
Sewer Extensions in Subdivisions Outside the City	The final ordinance has been approved. The Engineering Department is working on a master plan for the Valley Crest Estates (Kitty Ann) Subdivision
Site Development Grant	An Engineering contract will be available at the City Council meeting
Blackberry Ridge Phase 2	(No Change) The majority of the gravity sewer has been installed and tested.
The Gardens Phase 8 Subdivision Plat 1	(No Change) Water and sewer plans have been submitted to TDEC.
Crossroad Village Subdivision Phase 3	(No Change) The waterline has been installed and testing is all that remains.
Meadow Park Parking Lot	The final seeding was completed this week. This project is complete.

			<u>PAY</u>	<u>INT</u>	<u>5/31/2017</u>	<u>6/30/2017</u>	<u>MONTHLY</u>
			<u>OUT</u>	<u>RATE</u>	<u>LOAN</u>	<u>LOAN</u>	<u>PRINCIPLE</u>
					<u>BALANCE</u>	<u>BALANCE</u>	<u>PAYMENTS</u>
GENERAL FUND							
LOC- Radio System		Aug 1st	VAR		1200000	\$ 1,200,000	\$ 134,000
E-911	11 Yrs	2024	VAR	\$	426,000	\$ 426,000	\$ 56,000
Series A Bonds	25 Yrs	2037	3.18%	\$	4,065,000	\$ 4,065,000	\$ 25,000
Series B Bonds	16 Yrs	2028	2.67%	\$	2,740,000	\$ 2,740,000	\$ 210,000
					\$ -	\$ -	
					<u>\$ 8,431,000</u>	<u>\$ 8,431,000</u>	<u>\$ 425,000</u>

Water & Sewer Fund

23008 TMBF Refund 3 RUD Loans 2014				\$	3,535,808	\$ 3,535,808	\$ -
23009 SRF 12-116 Downtown Waterline			1.87%	\$	1,523,900	\$ 1,518,499	\$ 5,401
23010 SRF 2015 I/I				\$	1,726,120	\$ 1,726,120	\$ -
23116 SRF 00-020 MPL Plant (water)		2024	1.77%	\$	2,082,192	\$ 2,056,481	\$ 25,711
23117 SRF 00-033 SO. Lines (water)		2024	1.47%	\$	468,335	\$ 463,072	\$ 5,263
23118 SRF 2010 - WWTP (sewer)		2032	2.88%	\$	1,833,569	\$ 1,809,008	\$ 24,561
23119 SRF 2010 WTR Harvesting		2032	2.83%	\$	2,047,267	\$ 2,020,046	\$ 27,221
23120 SRF 2010 WWTP (sewer)		2032	2.78%	\$	367,452	\$ 365,607	\$ 1,845
23122 SRF - DWF 10-105 (water)		2033	2.69%	\$	513,826	\$ 511,454	\$ 2,372
23240 SRF 01-156 I/I (sewer)		2025	1.47%	\$	188,341	\$ 186,302	\$ 2,039
23245 2012 Series C Bonds		2032	2.95%	\$	8,400,000	\$ 8,400,000	\$ -
					\$ -	\$ -	\$ -
					<u>\$ 22,686,810</u>	<u>\$ 22,592,397</u>	<u>\$ 94,413</u>

CATOOSA

23007 TMBF / Refund '05 Bonds		2028	Var	\$	3,747,350	\$ 3,110,000	\$ -
23008 TMBF Refund 3 RUD Loans 2014				\$	2,196,192	\$ 2,196,192	\$ -
					<u>\$ 5,943,542</u>	<u>\$ 5,306,192</u>	<u>\$ -</u>

TOTALS (WATER & SEWER FUND)

<u>\$ 28,630,352</u>	<u>\$ 27,898,589</u>	<u>\$ 94,413</u>
----------------------	----------------------	------------------

Total City Debt GF & W & S \$ 36,329,589